


M18

PLANETARY, HYDRAULIC WINCH



**EQUAL SPEED
EEDS TAND3**



MASTER 

THE LOGICAL CHOICE

MODEL M18 PLANETARY HYDRAULIC WINCH

DESCRIPTION

The **PULLMASTER** Model M18 is a high performance, high efficiency planetary winch having equal speed in forward and reverse rotation. The automatic, multi-disc brake of this unit is effective in one direction only and achieves exceptionally smooth lowering control of the maximum rated load in a stepless operation. **PULLMASTER** Model M18 planetary winch is powered by a hydraulic gear motor and the required reduction ratio of 39.56:1 is established by two planetary reduction stages. In forward (hoisting) rotation the hydraulic motor drives direct into the planetary reduction stages without affecting the brake assembly. When forward (hoisting) rotation is stopped, an over-running clutch, located between the brake assembly and the motor drive shaft, locks and the multi-disc brake will positively hold the maximum load with a safety factor of 3:1. The multi-disc brake is spring applied and pressure released, requiring no calibration for safe operation. When the hydraulic motor is powered for reverse rotation (lowering) the brake is released automatically and is then modulated for the desired lowering speed by a single control lever. A counter-balance valve or brake valve is not required for dynamic braking. All moving parts of the **PULLMASTER** Model M18 planetary winch are totally enclosed and run in an oil bath, assuring long, trouble free service with a minimum requirement for maintenance.

OPTIONS

- SPECIAL DRUM SIZES • HYDRAULICALLY ACTUATED FREE SPOOLING • RATCHET & PAWL • EXTERNAL BRAKE RELEASE
- HYDRAULIC PISTON MOTORS • DRUM GROOVING • ETC.

PERFORMANCE

The performance of the **Pullmaster** Model M18 is based on a hydraulic volume of 76 (US) gpm (288 l/min) at 2300 psi (159 bar) hydraulic pressure. Drum revolutions at maximum hydraulic volume = 50.5 rpm. Drum torque at a maximum hydraulic pressure = 83250 lb-in (9406 Nm).

MODEL NUMBER	BARE DRUM			MEAN DRUM			FULL DRUM		
	LINE PULL	LINE SPEED		LINE PULL	LINE SPEED		LINE PULL	LINE SPEED	
		FORWARD	REVERSE		FORWARD	REVERSE		FORWARD	REVERSE
M18-3-101-1 based on 3/4" wire rope	18000 lb 80.0 kN	122 fpm 37 m/min	122 fpm 37 m/min	14644 lb 65.1 kN	159 fpm 48 m/min	159 fpm 48 m/min	11288 lb 50.2 kN	195 fpm 59 m/min	195 fpm 59 m/min
M18-3-101-2 based on 3/4" wire rope	12109 lb 53.9 kN	182 fpm 55 m/min	183 fpm 55 m/min	10379 lb 46.2 kN	218 fpm 66 m/min	218 fpm 66 m/min	8649 lb 38.5 kN	255 fpm 78 m/min	255 fpm 78 m/min

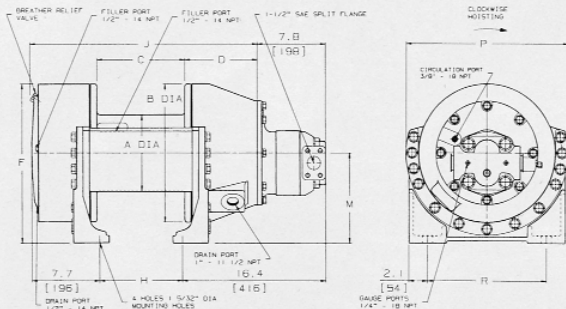
The volumetric requirement for the **PULLMASTER** Model M18 planetary winch is the recommended maximum and must not be exceeded. When the **PULLMASTER** Model M18 is installed in existing hydraulic circuits with a lesser operating volume or lower operating pressure, the performance will change. Performance graphs for line speed vs. oil volume and line pull vs. hydraulic pressure are available upon request.

CABLE STORAGE

MODEL NUMBER	DRUM SIZE			WIRE ROPE DIAMETER						
	BARREL	FLANGE	LENGTH	3/8"	7/16"	1/2"	9/16"	5/8"	3/4"	7/8"
M18-3-101-1	8.5"	15.5"	10"	615 ft	494 ft	332 ft	310 ft	239 ft	170 ft	113 ft
	216 mm	394 mm	254 mm	187 m	151 m	101 m	94 m	73 m	52 m	34 m
M18-3-101-2	13"	20"	16"	1359 ft	1088 ft	738 ft	681 ft	528 ft	375 ft	251 ft
	330 mm	508 mm	406 mm	414 m	332 m	225 m	208 m	161 m	114 m	76 m

Other drum sizes will be made available for quantity requirements.

DIMENSIONS



MODEL NUMBER	A	B	C	D	F	H	J	M	P	R
M18-3-101-1	8.5"	15.5"	10"	8.3"	17.9"	9.43"	25.9"	10.13"	18.4"	13.5"
	216 mm	394 mm	254 mm	211 mm	455 mm	239.5 mm	658 mm	257 mm	468 mm	342.9 mm
M18-3-101-2	13"	20"	16"	8.4"	18.5"	18.5"	32.1"	12.38"	23.3"	17.25"
	330 mm	508 mm	406 mm	213 mm	470 mm	470 mm	816 mm	314 mm	591 mm	438.2 mm


PULLMASTER planetary winches are covered by a liberal warranty. Parts and Repair Service are available from authorized **PULLMASTER** distributors throughout Canada, the United States and in most over-seas areas.

IMPORTANT

PULLMASTER planetary winches are neither designed nor intended for installation on equipment used in lifting or moving of personnel.

Other **PULLMASTER** winch models are available in capacities ranging from 1000 lb to 50,000 lb (4.4 kN to 222.4 kN) line pull.

DISTRIBUTOR



For more information write to:

PULLMASTER WINCH CORPORATION
 8247 - 130 STREET, SURREY, B.C. CANADA V3W 7X4
 TELEPHONE: (604) 594-4444 • FAX: (604) 591-7332
 http://www.pullmaster.com E-mail: info@pullmaster.com